



strategy evolution

STRATEGY PARTICIPANT'S HANDBOOK

VERSION 2






Strategy and Evolution are annual camps for young people aged 7-18, in Scouting and Guiding. These multi-activity camps provide 1000s of young people with fun, challenge and adventure, giving them the opportunity to try new things, do the things they love and to meet new people from all over the country.

Cirencester Park is the venue for our event. There are over 3,000 acres of woodland and fields for you to explore; plenty for everyone to get lost in!



This booklet is designed to provide you with the information that you will need before, during and after the event. If there are any questions before the event speak to your leader or email us on info@s-e.org.uk. For any questions at the event; ask someone wearing a helpers lanyard, wearing a S&E hi-vis, someone who is wearing a yellow S&E necker, or pop into the Admin tent.



GETTING TO SITE

Cirencester Park, Cirencester, Gloucestershire, GL7 7HX

What3words reference [///scaffold.snores.defers](#)

The site is accessed via the Overly Road gate.

Please follow the yellow Strategy & Evolution signs.
The route through Daglingworth is narrow.

If driving a large vehicle (van, coach, minibus) please approach the site from the A419 and use the postcode GL7 6JT and follow the signs. This also helps us to keep our neighbours happy.

On arrival at the site there will be a one-way system in operation. Please follow the signs and directions of the marshals. There may be queues when arriving or leaving the site we welcome your patience during this time.

Please note there may be the need for us to stop traffic. At this time no vehicles will be able to move. We welcome your patience during these times.

No dogs are allowed on site.

The site will open at midday on Friday, however; please ask your leader about the time they require you on site.

Arrival time is always very busy due to the single track leading to site so please consider sharing lifts with others from your group or using a minibus, otherwise there will be long queues heading both in and out.

On arrival you will be directed to the camping area (there are maps around), helpers in hi-vis jackets will be around to support you in finding your group. We are unable to know the exact location of each group so may be useful to have a leaders phone number.

-  ONE WAY SYSTEM
-  CAR PARK
-  NO ENTRY
-  PEDESTRIAN ENTRY
-  DRINKING WATER POINT
-  TOILETS
-  DISABLED TOILETS
-  MEDICAL TENT
-  STRATEGY PLUS
-  FIRE POST
-  FIRE ASSEMBLY POINT

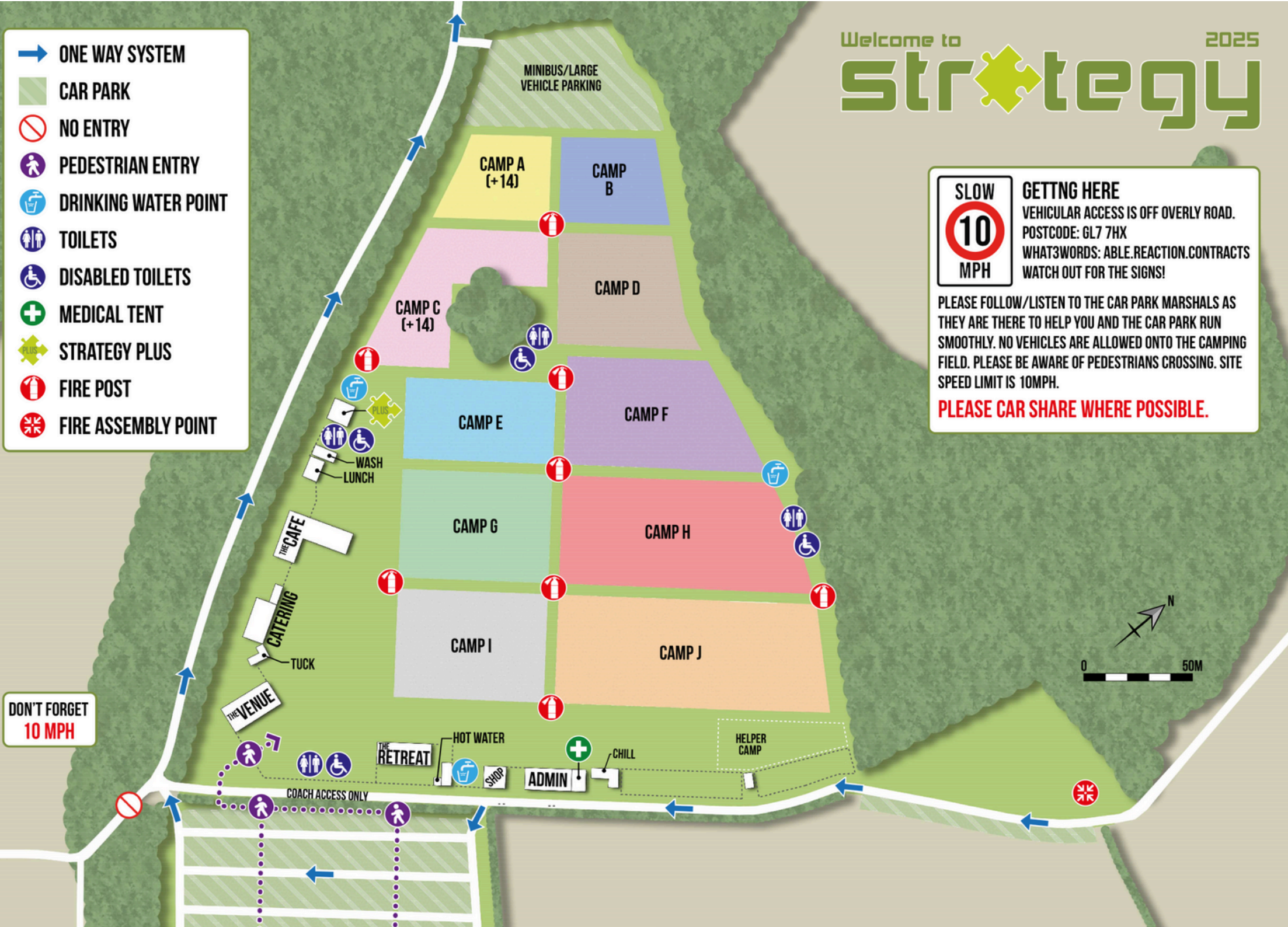
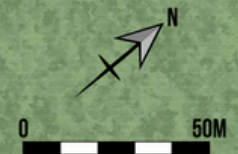
SLOW
10
MPH

GETTING HERE
VEHICULAR ACCESS IS OFF OVERLY ROAD.
POSTCODE: GL7 7HX
WHAT3WORDS: ABLE.REACTION.CONTRACTS
WATCH OUT FOR THE SIGNS!

PLEASE FOLLOW/LISTEN TO THE CAR PARK MARSHALS AS THEY ARE THERE TO HELP YOU AND THE CAR PARK RUN SMOOTHLY. NO VEHICLES ARE ALLOWED ONTO THE CAMPING FIELD. PLEASE BE AWARE OF PEDESTRIANS CROSSING. SITE SPEED LIMIT IS 10MPH.

PLEASE CAR SHARE WHERE POSSIBLE.

DON'T FORGET
10 MPH





FACILITIES

Shop

There will be loads of S&E branded items to buy from pens and badges to neckers and t-shirts. So don't forget a bit of spending money! You can see a selection and pre-order online at shop.s-e.org.uk.

Pre-ordering will also give you the chance to personalise items. For personalised items, orders need to be made before 31st May.

Chill Tent

During the weekend the chill tent is available as a quieter space on site for both adults and young people. It's an area to wind down and relax with access to our inclusion team to talk to about any worries or issues you may have. The team are also there to talk through an inclusion queries that leaders may have.


The Café

There is a café on site serving a range of hot and cold food and drinks. There will be a selection of healthy alternatives as well as some of the classic S&E sweets and treats! This will be open throughout the weekend - opening times will be displayed outside the café.

Please note: whilst we take every care to reduce the risk of cross contamination, the Strategy and Evolution Café is unable to guarantee a completely allergen free environment as food containing allergens are prepared within the café.

Personal Wash

Male, female and unisex wash facilities are available on site.



KIT LIST

Personal Kit

Sleeping bag

Pillow

Wash kit

Towel

Tea towel

Changes of clothes

Changes of underclothes

Torch

Eating equipment

Event Kit (Personal) – Required for the walk

Water Bottle

Day sack

Waterproofs

Suitable Walking Footwear

Personal medication (inhalers, EpiPens)

Event Kit (Team) – Required for the walk


Event Route Map

Pen or Pencil

Whistle

Compass


First Aid Kit (including insect repellent, bite cream)



FOOD

All food is catered for during the weekend – below is a provisional menu and may be subject to change. All dietary requirements must be provided by **2nd June** via the health form. Dietary requests made after this time can unfortunately not be guaranteed. If you have a pre-submitted dietary requirement; please make yourself known at the front of the line. Friday night is a supper, please ensure you eat before you arrive.

	MEAL OPTIONS	WRISTBAND ORDER
FRIDAY 6-9PM	Hot Dogs	N/A
SATURDAY BREAKFAST 7- 8.30AM	Bacon Baps, Sausage baps , Egg omelettes Quorn Sausage Bap V GF, Vegan Sausages VE, Gluten Free sausages GF And Porridge with fresh fruit available for every attendee	Pink, Blue, Orange, Gold
LUNCH	Sandwich, Fruit, Chocolate bar, Healthy Cake Bar, Crisps, Biscuit Pack	N/A
DINNER 6 - 7.30PM	Swedish style meatballs in a tomato basil pasta sauce V VE GF Option Sweet and sour chicken stir fry with mixed vegetables served with fluffy white rice H Option Both are available as separate parts ie pasta and meatballs and sweet and sour without veg Ice cream pot	Gold, Pink, Blue, Orange
SUNDAY BREAKFAST 7.30 - 9AM	Bacon Baps, Sausage baps , Egg omelettes Quorn Sausage Bap V GF, Vegan Sausages VE, Gluten Free sausages GF And Porridge with fresh fruit available for every attendee	Orange, Gold, Pink, Blue
LUNCH	Sandwich, Fruit, Chocolate bar, Healthy Cake Bar, Crisps, Biscuit Pack	N/A



PROGRAMME

	FRIDAY	SATURDAY	SUNDAY
SHOP	SHOP WILL BE OPEN ACROSS THE WEEKEND, PLEASE CHECK THE BOARD OUTSIDE THE TENT FOR TIMINGS.		
VENUE	7.30PM-11PM	7.30PM-11PM	-
RETREAT	7PM-11PM	7PM-11PM	CLOSED
CAFE	5PM-10.30PM	8AM-5PM 7.30PM-10.30PM	8AM-12.30PM

FRIDAY
12PM SITE OPENS
NOON-10PM CHECK IN

SATURDAY
8.30AM EVENT BRIEFING
9AM EVENT STARTS
4.30PM BASES CLOSE


SUNDAY
9.30AM PRESENTATIONS
10AM FAYRE
2PM SITE CLOSES

Sports

Once on site don't forget that you can register to enter the sports competitions at the admin tent. Sports sign up is 6-9pm on Saturday evening to play on Sunday during the fayre.

Shop

There will be loads of S&E branded items to buy from pens and badges to neckers and t-shirts. So don't forget a bit of spending money! You can see a selection and pre-order online at shop.s-e.org.uk. Pre-ordering ensures the items you want are available as we often sell-out of popular sizes and colours. Pre-ordering will also give you the chance to personalise items. Any items pre-ordered can be picked up from the Shop – opening times will be displayed outside.




PROGRAMME - MAIN EVENT

The main event is a jampacked day of activity bases spread out across the Play Area with challenging you to learn, lead and achieve!

The main objective will be for your teams to complete the bases gaining the most points along the way. Participants will be scored not only on completing bases but also on aspects such as team effort and perseverance too. A friendly guest will also provide the opportunity for teams to pick up bonus points along the way!

Event Rules

1. All participants **MUST** stay in their teams for the duration of the event. Failure to do so will disqualify them. If numbers are reduced to fewer than four at any point in the event, then the remaining members may accompany another group.
2. All items in the Event Kit List must be carried or worn. Participants must sign back into admin on completion of the event.
3. Participants needing to retire may do so at a Hub. The decision to allow a participant to retire will rest with a Hub Leader, medical staff or the Event Organiser.
4. Participants must obey marshals, police and event signs.
5. The organisers' decision is final.



EMERGENCY CONTACT

Each group has its own emergency contact and your leader will let you know who this is.

However, if you need to contact a leader or child who is on site as the result of an emergency, please contact 01285 505404 (Site Phone).

First Aid

In the first instance, please seek your leader. If required, there is a medical team on site for more serious injuries.

Lost group

If you are lost and cannot find your group, talk to an adult in a hi-vis jacket, a yellow S&E necker or head to the admin tent.

Insect & Tick Bites

Due to the events taking place in fields and woodland there is the risk of being bitten or stung by insects including horseflies, wasps and ticks. It is important to be aware of ticks and to safely remove them as soon as possible, just in case.

We recommend bringing insect repellent and insect bite creams/clickers & antihistamines as part of your first aid kit.

To reduce the risk of being bitten:

- Cover your skin while walking outdoors and tuck your trousers into your socks.
- Use insect repellent on your clothes and skin.
- Stick to paths whenever possible.
- Wear light-coloured clothing so ticks are easier to spot and brush off.

To remove a tick safely:

1. Use fine-tipped tweezers or a tick-removal tool.
2. Grasp the tick as close to the skin as possible.
3. Slowly pull upwards, taking care not to squeeze or crush the tick.
4. Clean the bite with antiseptic or soap and water.

You don't need to do anything else unless you become unwell.

See a GP if you've been bitten by a tick and you get:

- Flu-like symptoms – such as feeling hot and shivery, headaches, aching muscles or feeling sick, or
- A circular red rash

Always remember to tell them you've been in forests and grassy area