



discover at strategy evolution

DISCOVER LEADER'S HANDBOOK






Welcome to the first ever DISCOVER! We are super excited to welcome you to our newest member of the S&E family.

The location for our activities is Cirencester Park, with the days events taking place within the S&E campsite.



This booklet is designed to provide you with the information that you will need before, during and after the event. If there are any questions before the event speak to your leader or email us on info@s-e.org.uk. For any questions at the event; ask someone wearing a helpers lanyard, wearing a S&E hi-vis, someone who is wearing a yellow S&E necker, or pop into the Admin tent.



GETTING TO SITE

Cirencester Park, Cirencester, Gloucestershire, GL7 7HX

What3words reference [///scaffold.snores.defers](#)

The site is accessed via the Daglingworth gate.

Please follow the yellow Strategy & Evolution signs.

The route through Daglingworth is narrow.

If driving a large vehicle (van, coach, minibus) please approach the site from the A419 and use the postcode GL7 6JT and follow the signs. This also helps us to keep our neighbours happy.

On arrival at the site there will be a one-way system in operation. Please follow the signs and directions of the marshals. There may be queues when leaving the site we welcome your patience during this time.

Please note there may be the need for us to stop traffic. At this time no vehicles will be able to move. We welcome your patience during these times.

No dogs are allowed on site.


On Site

You will be access site from 9am. Please be aware the site is already open to our sister event Evolution, so access will not be permitted before this.

Prior to arrival, you will be given a wristband colour (wristbands will be given at admin). Please let your young people know which colour they will be. When they arrive they will meet you at the flag which matches their wristband colour.

Once you are on site, you will be unable to access the car park so please ensure you bring everything with you.

A leader from each group will need to head to admin to receive your groups pack.



KIT LIST

Personal Kit - leaders

packed lunch (we are a nut free site)

water bottle

thermos cup

map

collapsible chair

first aid kit

weather appropriate clothing

group necker

Personal Kit - participants


packed lunch (we are a nut free site)

water bottle

bag to carry home crafts

weather appropriate clothing

group necker



SITE MAP

Welcome to
discover 2025


- PEDESTRIAN ENTRY
- DRINKING WATER
- TOILETS
- DISABLED TOILETS
- MEDICAL TENT
- FIRE POST
- CAR PARK
- VEHICLE MOVEMENT
- NO VEHICLE ENTRY
- CAMPING - NO ENTRY

SLOW 10 MPH

GETTING HERE
VEHICULAR ACCESS IS OFF OVERLY ROAD.
POSTCODE: GL7 7HX
WHAT3WORDS: ABLE.REACTION.CONTRACTS
WATCH OUT FOR THE SIGNS!

PLEASE FOLLOW/LISTEN TO THE CAR PARK MARSHALS AS THEY ARE THERE TO HELP YOU AND THE CAR PARK RUN SMOOTHLY.
PLEASE BE AWARE OF PEDESTRIANS CROSSING. SITE SPEED LIMIT IS 10MPH. **PLEASE CAR SHARE WHERE POSSIBLE.**





FOOD AND FACILITIES

Food and Drink

You need to bring a packed lunch with you, please note we are a nut free site. Please take your rubbish home.

There are drinking water and hot drink facilities available throughout the event .

*If you are on site for Evolution please collect your packed lunch as usual.

Shop

There will be loads of S&E branded items to buy from pens and badges to neckers and t-shirts. So don't forget a bit of spending money! You can see a selection and pre-order online at shop.s-e.org.uk. Pre-ordering ensures the items you want are available as we often sell-out of popular sizes and colours. Pre-ordering will also give you the chance to personalise items. Any items pre-ordered can be picked up from the Shop – opening times will be displayed outside.

Chill Tent

During the weekend the chill tent is available as a quieter space on site for both adults and young people. It's an area to wind down and relax with access to our inclusion team to talk to about any worries or issues you may have. Please be aware young people need to be accompanied by a leader. The team are also there to talk through an inclusion queries that leaders may have.


The Café

There is a café on site serving a range of hot and cold food and drinks. There will be a selection of healthy alternatives as well as some S&E sweets and treats!

Please note: whilst we take every care to reduce the risk of cross contamination, the Strategy and Evolution Café is unable to guarantee a completely allergen free environment as food containing allergens are prepared within the café.

Toilets

The toilet doors are spring loaded and your young people may need support opening these. We do have accessible toilets available please speak to a helper if you need access. We encourage the use of groups when attending the toilets.




PROGRAMME - MAIN EVENT

- All attendees will be put into groups of around 75-100 young people (and their adults). Your Drey / Unit or Colony will be kept together.
 - When you hear a Klaxon / "Bing-bong" sound, groups will follow someone with a coloured flag to the next (season) zone, this will match the colour on your wristbands. Please don't leave the programme zone until advised.
 - There will be a number of activities in each zone, including: Team games, Individual activities (e.g. learn something new), Quiet activities and crafts.
 - You'll be given a Discover passport for every young person to fill in as they go round. This will help you know what activities they have done, and therefore what badge requirements they have fulfilled. Please encourage all of your young people to do as many activities as possible.
 - There will be an adult at every activity to support, you may at times be needed to help your young people with some of the activities (e.g. cutting things out and encouraging taking turns and good sharing).
- At lunchtime, there will be a short show, please sit around the arena and enjoy the fun while eating your lunch.
- In the event of wet weather some activities may not be available, and many will move indoors.
 - Programme zones will include a visit to a Tuck shop and the on-site shop for merchandise. Card and contactless is accepted, young people are encouraged to bring small change if wanted.



PROGRAMME - MAIN EVENT

GROUP	9AM-9.45AM	9.45AM-10.15AM	10.15AM-11.15AM	11.15AM-12.15PM	12.15PM-1PM	1PM-2PM	2PM-3PM	3PM-3.30PM	3.30PM-4.30PM
GROUP 1	Arrival	Opening Ceremony & Activity leader briefing	Spring	Winter	Lunch	Summer	Autumn	Closing Ceremony	Departure
GROUP 2			Winter	Summer		Autumn	Spring		
GROUP 3			Summer	Autumn		Spring	Winter		
GROUP 4			Autumn	Spring		Winter	Summer		



EMERGENCY CONTACT

Each group must have its own emergency contact please let your group know who this is.

However, if you need to contact a leader or child who is on site as the result of an emergency, please contact 01285 505404 (Site Phone).

First Aid

In the first instance, leaders are responsible for first aid. If required, there is a medical team on site for more serious injuries.

Risk Assessments

All RA's will be available on our website, under the downloads section.

Missing Person

In the event of a missing person, please make your way to the admin tent. Here we will take down some key details. We will then ask you to go back out and continue looking. If you find the young person please come and let us know. If after 10 minutes you have not found them please return to admin.

Insect & Tick Bites

Due to the events taking place in fields and woodland there is the risk of being bitten or stung by insects including horseflies, wasps and ticks. It is important to be aware of ticks and to safely remove them as soon as possible, just in case.

To reduce the risk of being bitten:

- Cover your skin while walking outdoors and tuck your trousers into your socks.
- Use insect repellent on your clothes and skin.
- Stick to paths whenever possible.
- Wear light-coloured clothing so ticks are easier to spot and brush off.

To remove a tick safely:


1. Use fine-tipped tweezers or a tick-removal tool.
2. Grasp the tick as close to the skin as possible.
3. Slowly pull upwards, taking care not to squeeze or crush the tick.
4. Clean the bite with antiseptic or soap and water.

You don't need to do anything else unless you become unwell.

See a GP if you've been bitten by a tick and you get:

- Flu-like symptoms – such as feeling hot and shivery, headaches, aching muscles or feeling sick, or
- A circular red rash

Always remember to tell them you've been in forests and grassy area



LEAVING SITE

Cirencester Park, Cirencester, Gloucestershire, GL7 7HX

What3words reference [///scaffold.snores.defers](https://www.what3words.com/scaffold.snores.defers)

Collection

The route into the site will be the same as when parents/carers drop off in the morning.

Please be aware that as we are running a one way system there may be queues as you leave site. Please ensure you are following the speed limits of the site. We appreciate your patience with this matter.

Pick up will be from 3.30pm, please do not arrive before 3.15pm. All event attendees must have left site by 4.30pm.